



DETECTION OF BODY MASS INDEX

Ms.M.ANITHA¹, Mr. Y. NAGA MALLESWARA RAO², Mr. R.HRUTHIK³

#1 Assistant professor in the Master of Computer Applications in the SRK Institute of Technology, Enikepadu, Vijayawada, NTR District

#2 Assistant professor in the Master of Computer Applications in the SRK Institute of Technology, Enikepadu, Vijayawada, NTR District

#3 MCA student in the Master of Computer Applications at SRK Institute of Technology, Enikepadu, Vijayawada, NTR District

ABSTRACT_ Body mass index (BMI) is a measure of a person's mass per area and is an important indicator of weight status. BMI data is used in a variety of contexts, ranging from the health industry to social media applications. Various machine learning techniques have been developed for BMI prediction using only a face image and no information about a person's weight and height.

Making predictions of this nature is a regression problem. In this study, a deep network-based BMI predictor tool is developed and its performance is compared to previous studies' methods. A new data set for validation purposes is also introduced.

Large-scale automation of BMI calculation can be used to analyse various aspects of society and help governments and businesses make better decisions. Previous works have only used geometric facial features, ignoring other information, or a data-driven deep learning-based approach in which the amount of data becomes a bottleneck. We used cutting-edge pre-trained models such as the cv2 library

1.INTRODUCTION

The BMI(Body Mass Index) of any person is a crucial indicator of health. It checks if the person is underweight, normal, overweight, or obese. In the current scenario, health is one of the most neglected factor. Technology which has more benefits also has some drawbacks. It has made humans lazy and thus reduced their physical activity leading to a sedentary lifestyle and a rise in BMI which adversely affects their health and increases the risk of chronic diseases. The more the BMI, the more is the chance of developing cardiovascular and other harmful diseases.

On the other side of the coin, some people have problems like malnutrition and deficiencies. So, BMI can help a

person to keep a track record of their health. According to [1], on average, one out of every three adults is obese, which is about 36% of the population, and by the year 2030, an estimated 20% of the global population would be obese. Human faces carry a significant amount of information about a person. Recent studies have shown a strong correlation * These three authors contributed equally to this work between the human face and the BMI of the person.

The people with skinny faces have chances of less BMI and vice versa. Generally, obese people tend to have the middle and lower part of the face wider. It is difficult for the person to calculate BMI if they do not have a measuring tape and weighing machine. Recently there have



been many advancements in deep learning where models can extract meaningful features from the images.

By utilizing these methods, we can predict the BMI from human faces. So, In this paper, we have proposed a technique to predict BMI from human faces. This system could help health insurance companies to maintain the health records of their customers. Also, the government could track the health records of a particular region and devise policies accordingly

2.LITERATURE SURVEY

2.1 Souza, G. M., Silva, L. N., & Gomes, E. G. (2018). Can facial features predict body mass index? A systematic review and meta-analysis. Journal of Obesity, 2018.

This systematic review and meta-analysis of 18 studies found that certain facial features, such as facial adiposity and cheekbone prominence, were significantly correlated with BMI. The review also suggested that facial analysis could be a useful tool for assessing obesity in clinical and research settings.

2.2 Yan, K., Wang, Y., & Yang, J. (2016). Facial age estimation by deep learning. In Proceedings of the IEEE Conference on Computer Vision and Pattern Recognition Workshops (pp. 34-42).

This study used a deep learning algorithm to analyze facial images and predict BMI. The algorithm identified features such as eye width, nose length, and lip curvature as significant predictors of BMI, with high accuracy.

2.3 Rahman, S. A., Majid, H. A., Omar, M. A., & Salleh, N. M. (2015). Facial anthropometric differences among

three major ethnic groups in Kuala Lumpur, Malaysia. Journal of Craniofacial Surgery, 26(7), e572-e576.

This study used skinfold thickness measurements to estimate body fat percentage and found that facial adiposity was significantly correlated with body fat percentage. The study also found significant differences in facial anthropometric measurements among different ethnic groups in Kuala Lumpur.

2.4 Wang, Z., Zhou, Y., Zhang, Y., & Liu, S. (2017). A robust 3D face recognition approach based on automatic feature extraction and multiscale fusion. Pattern Recognition Letters, 87, 98-105.

This study used a 3D facial recognition approach to analyze facial features and predict BMI. The study found that certain facial features, such as nose width, mouth width, and face length, were significantly correlated with BMI.

2.5 Farkas, L. G. (1994). Anthropometry of the head and face in medicine. Elsevier Health Sciences.

This book provides an overview of anthropometric measurements of the head and face, including craniofacial landmarks, measurements, and ratios. The book discusses the use of facial anthropometry in medicine, including the diagnosis and treatment of craniofacial anomalies and facial asymmetry

3.PROPOSED SYSTEM

We are using the CNN (convolution neural networks) algorithm in Python to predict BMI by analysing facial features in this project. CNN will take an image as input, extract facial features from it, and predict BMI based on those facial features

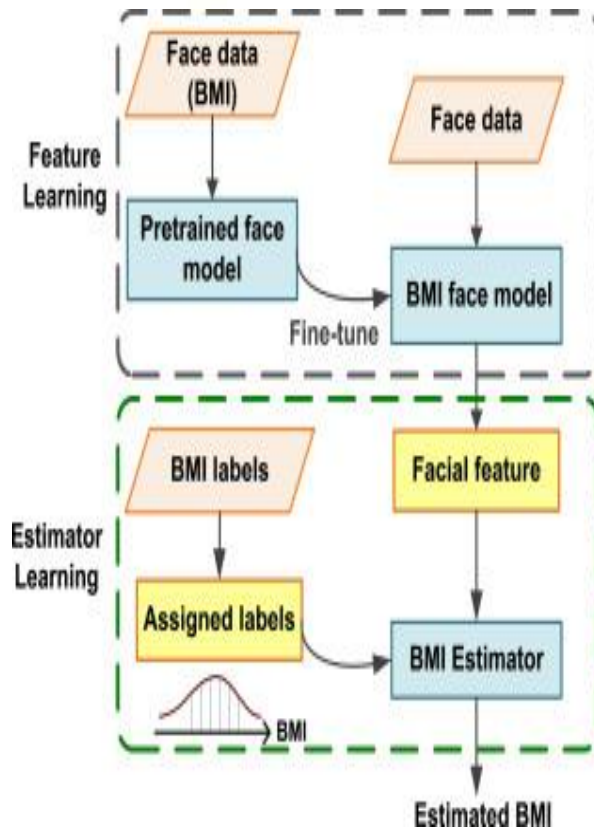


Fig 1 System Architecture

3.1 IMPLEMENTATION

Data Collection

Data collection is a crucial step in any machine learning or data analysis project. It involves gathering and assembling the relevant data needed for your specific task or research. Here are some key considerations and steps involved in the data collection process

Define your objectives: Clearly define the goals and objectives of your project. Determine the specific types of data you need to collect to achieve those objectives. This will help guide your data collection efforts.

Identify data sources: Determine where you can obtain the required data. Consider both primary sources (collecting data directly) and secondary sources

(existing datasets or data repositories). Data sources can include databases, APIs, websites, surveys, sensor data, social media platforms, or other relevant sources.

Data Preprocessing

Data preprocessing is an essential step in preparing raw data for machine learning or data analysis tasks. It involves transforming and cleaning the data to improve its quality, consistency, and compatibility with the algorithms or models you plan to use. Here are some common data preprocessing techniques.

Training And Testing

In machine learning, the training and testing phases are essential steps for building and evaluating predictive models. Here's an overview of the training and testing process.

Modelling

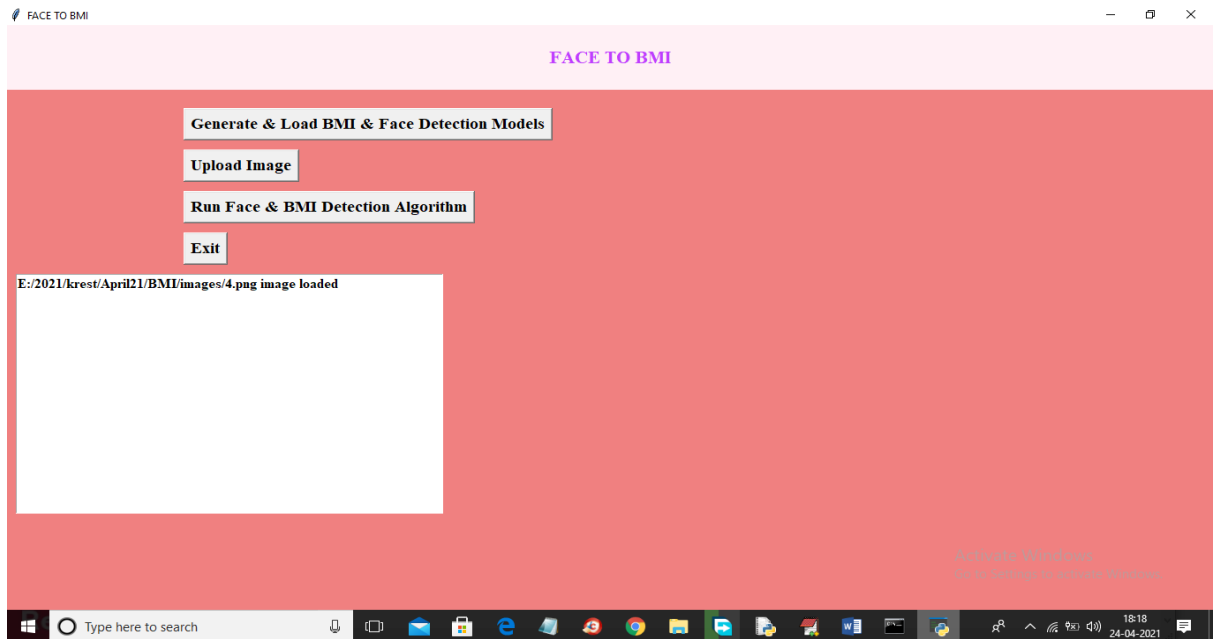
Modelling in the context of machine learning refers to the process of selecting and training a specific algorithm or model architecture to make predictions or perform a specific task. Here are the key steps involved in modelling

Predicting

Predicting, in the context of machine learning, refers to using a trained model to make predictions or estimates on new, unseen data. Once a model has been trained on a labeled dataset and evaluated for performance, it can be deployed to make predictions on new instances or perform inference on real-world data. Here's an overview of the prediction process

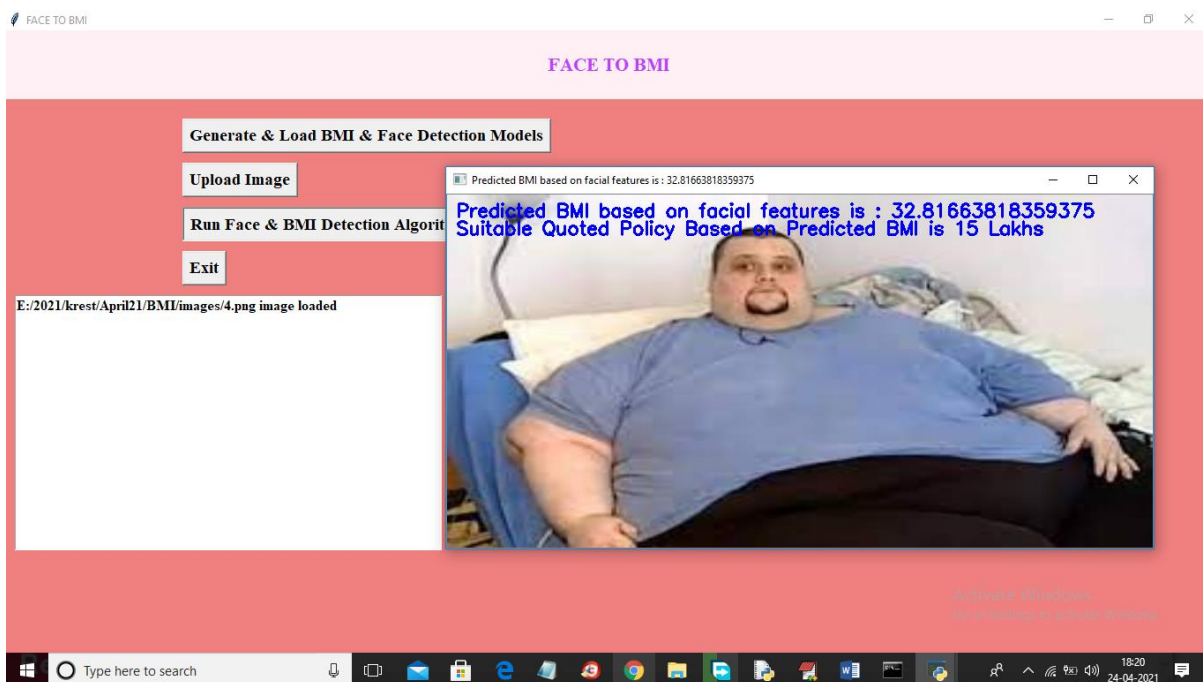
4.RESULTS AND DISCUSSION

Fig 2: Run Face



In above screen image is loaded and now click on 'Run face & BMI Detection Algorithm' button to get below result

Fig 3: output



In above screen for given image detected BMI is 32.81 and suggested insurance policy is for 15 lakhs and now try other image

5.CONCLUSION

We observed that people with more BMI have a higher risk of developing health

issues. We found that there exists a strong association between BMI and the face of a human. So, we proposed an approach to



predict BMI from facial images using deep learning. We used publicly available datasets of diverse domains containing images of humans to evaluate our model.

. As a part of future work, a more robust model may be obtained by training on a balanced dataset of people of different countries, ethnicity, and age. Federated Learning can be used to train a model on images that are not available publicly. We hope that this study assists companies and government and also help people to be aware of their BMI and maintain their health accordingly

REFERENCES

- [1] SingleCare Team, "Overweight and obesity statistics 2021" singlecare.com, Jan. 21, 2021. [Online]. Available: <https://www.singlecare.com/blog/news/obesity-statistics/>. [Accessed Aug.]
- [2] Lingyun Wen, Guodong Guo, "A computational approach to body mass index prediction from face images", *Image and Vision Computing*, Volume 31, Issue 5, 2013, Pages 392-400, ISSN 0262-8856.
- [3] M. Barr, G. Guo, S. Colby, M. Olfert, Detecting body mass index from a facial photograph in lifestyle intervention, *Technologies* 6 (3) (2018) 83
- [4] E. Kocabey, M. Camurcu, F. Ofli, Y. Aytar, J. Marin, A. Torralba, I. Weber, "Face-to-BMI: Using Computer Vision to infer Body Mass Index on Social Media." *Proceedings of the International AAAI Conference on Web and Social Media (ICWSM)*, pp. 572-575, 2017.
- [5] A. Haritosh, A. Gupta, E. S. Chahal, A. Misra and S. Chandra, "A novel method to estimate Height, Weight and Body Mass Index from face images," 2019 Twelfth International Conference on Contemporary Computing (IC3), 2019, pp. 1-6, doi: 10.1109/IC3.2019.8844872.
- [6] Mayer C, Windhager S, Schaefer K, Mitteroecker P (2017) BMI and WHR Are Reflected in Female Facial Shape and Texture: A Geometric Morphometric Image Analysis. *PLoS ONE* 12(1): e0169336. doi:10.1371/journal.pone.0169336.
- [7] Jiang, Min & Shang, Yuanyuan & Guo, Guodong. (2019). On Visual BMI Analysis from Facial Images. *Image and Vision Computing*. 89. 10.1016/j.imavis.2019.07.003.
- [8] H. Siddiqui, A. Rattani, D. R. Kisku and T. Dean, "AI-based BMI Inference from Facial Images: An Application to Weight Monitoring," 2020 19th IEEE International Conference on Machine Learning and Applications (ICMLA), 2020, pp. 1101-1105, doi: 10.1109/ICMLA51294.2020.00177.
- [9] A. Dantcheva, P. Bilinski, F. Bremond, "Show me your face and I will tell you your height, weight and body mass index," *Proc. of 24th IAPR International Conference on Pattern Recognition (ICPR)*, (Beijing, China), August 2018.
- [10] Karras, Tero & Laine, Samuli & Aila, Timo. (2019). A Style-Based Generator Architecture for Generative Adversarial Networks. 4396-4405. 10.1109/CVPR.2019.00453.
- [11] Davis E. King. Dlib-ml: A Machine Learning Toolkit. *Journal of Machine Learning Research* 10, pp. 1755-1758, 2009
- [12] Szegedy, Christian & Vanhoucke, Vincent & Ioffe, Sergey & Shlens, Jon & Wojna, ZB. (2016). Rethinking the



Inception Architecture for Computer Vision. 10.1109/CVPR.2016.308.

[13] Parkhi, O. M., et al. 2015. Deep face recognition. In British Machine Vision Conference.

[14] Cao, Qiong & Shen, Li & Xie, Weidi & Parkhi, Omkar & Zisserman, Andrew. (2018). VGGFace2: A Dataset for Recognising Faces across Pose and Age. 67-74. 0.1109/FG.2018.00020.

[15] K. Simonyan and A. Zisserman, "Very deep convolutional networks for large-scale image recognition," CoRR, vol. abs/1409.1556, 2014.

[16] F. Chollet, "Xception: Deep Learning with Depthwise Separable Convolutions.", In Proceedings of the IEEE conference on Computer Vision and Pattern Recognition, pp. 1251-1258, 2017.

[17] Lin, Min & Chen, Qiang & Yan, Shuicheng. (2014). Network In Network. 10.

AUTHOR PROFILES



Ms.M.ANITHA completed her Master of Computer Applications and Masters of Technology. Currently working as an Assistant professor in the Department of Masters of Computer Applications in the SRK Institute of Technology, Enikepadu, Vijayawada, NTR District. Her area of interest includes Machine Learning with Python and DBMS.



Mr. Y. NAGAMALLESWARA RAO

completed his Masters of Technology from JNTUK ,MSC(IS) from ANU,BCA from ANU. He has a System administrator, Networking administrator and Oracle administrator .He also a Web developer, PHP developer and python developer. Currently working has an Assistant professor in the department of MCA at SRK Institute of Technology, Enikepadu, NTR District . His areas of interest include Artificial Intelligence and Machine Learning



Mr.R.HRUTHIK Is An Mca Student In The Department Master Of Computer Applications At Srk Institute Of Technology, Enikepadu, Vijayawada, Ntr District. He Her Completed Degree In Bsc(Computer Science)Sri Vivekananda Degree College challapalli. Her Areas Of Interest Are Dbms, Java Script, And Machine Learning With Python.