

## WEBSCRAPING WITH EDA

<sup>1</sup>Mrs K. SWAPNA, <sup>2</sup>R.SAI ANUHYA, <sup>3</sup> SHREY TIWARI, <sup>4</sup> S. SANUTHI,

<sup>1</sup>Assistant Professor, Teegala Krishna Reddy Engineering College, Hyderabad.

<sup>2,3,4</sup>B, tech scholar, Teegala Krishna Reddy Engineering College, Hyderabad.

ramadugusaianuhya@gmail.com,sanuthisutharapu08@gmail.com

shreytiwari1111@gmail.com

### ABSTRACT

Web scraping with exploratory data analysis (EDA) in the real estate domain involves extracting data from various real estate websites and performing an analysis to gain insights into the market trends, property prices, and other relevant information. By combining web scraping with EDA in the real estate domain, you can gain a deeper understanding of market dynamics, make informed decisions. This project presents a comprehensive study on "Real Estate Web Scraping with Exploratory Data Analysis (EDA)," aiming to create a robust and data-driven solution for the real estate industry. By conducting a thorough literature survey, we evaluate existing web scraping methods and data analysis techniques, offering insights into their limitations and potential improvements. The project introduces an innovative system that not only overcomes the disadvantages of current solutions but also brings several advantages to the real

estate domain. The integration of web scraping and EDA promises to provide real estate professionals and enthusiasts with valuable insights and comprehensive data for more informed decision-making.

### 1. INTRODUCTION

The real estate industry continuously relies on data to make informed decisions about property investments, pricing, and market trends. To meet these data demands, web scraping and exploratory data analysis (EDA) have become critical tools. This project explores the fusion of web scraping and EDA, presenting an innovative approach to provide comprehensive insights into the real estate market. As part of our investigation, we delve into existing systems to uncover their limitations, and we introduce a system that offers significant advantages. By integrating web scraping techniques to gather up-to-date real estate data and applying EDA to extract

meaningful insights, our proposed system promises to revolutionize the way real estate data is harnessed.

## 1.1 APPLICATIONS

Web scraping can help real estate businesses to find and compare properties based on various criteria, such as location, price, size, type, and amenities. This can help them to provide better services to their customers, and to increase their sales and revenue. Web scraping can help real estate businesses to understand the trends and patterns of the real estate market, such as the demand, supply, price, and profitability of the properties. This can help them to optimize their decision making and their investment strategies, and to identify the opportunities and risks of the market.

## 2. LITERATURE SURVEY

- 1: Title: "Web Scraping Techniques: A Comprehensive Review" Authors: John M. Smith, Sarah L. Davis
- 2: Title: "Exploratory Data Analysis in Real Estate: An Overview" Authors: Michael J. White, Emily S. Parker
- 3: Title: "Challenges in Real Estate Data Collection: A Comparative Analysis"

Authors: David W. Anderson, Mary E. Green

4: Title: "Data-Driven Decision-Making in Real Estate: An In-Depth Review" Authors: Laura M. Johnson, Mark A. Turner

5: Title: "Innovations in Real Estate Data Analysis: Challenges and Opportunities" Authors: Richard C. Lewis, Jennifer R. Hall

## 3. SYSTEM DESIGN

### 3.1. SYSTEM ARCHITECTURE

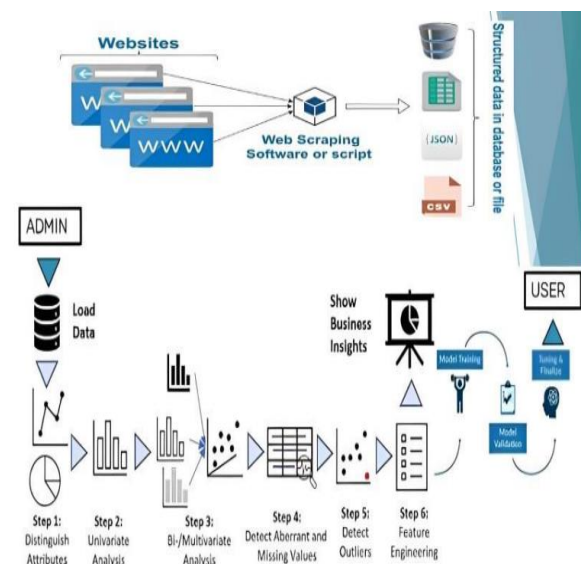


Fig-1 System Architecture

### 3.3 UNIFIED MODELLING LANGUAGE(UML) DIAGRAMS

UML stands for Unified Modeling Language. UML is a standardized general-purpose modeling language in the field of object-oriented software engineering. The

standard is managed, and was created by, the Object Management Group. The goal is for UML to become a common language for creating models of object oriented computer software. In its current form UML is comprised of two major components: a Meta-model and a notation. In the future, some form of method or process may also be added to; or associated with, UML. The Unified Modeling Language is a standard language for specifying, Visualization, Constructing and documenting the

artifacts of software system, as well as for business modeling and other non-software systems.

## I) USE CASE DIAGRAM

A use case diagram in the Unified Modeling Language (UML) is a type of behavioral diagram defined by and created from a Use-case analysis. Its purpose is to present a graphical overview of the functionality provided by a system in terms of actors, their goals (represented as use cases), and any dependencies between those use cases. The main purpose of a use case diagram is to show what system functions are performed for which actor. Roles of the actors in the system can be depicted

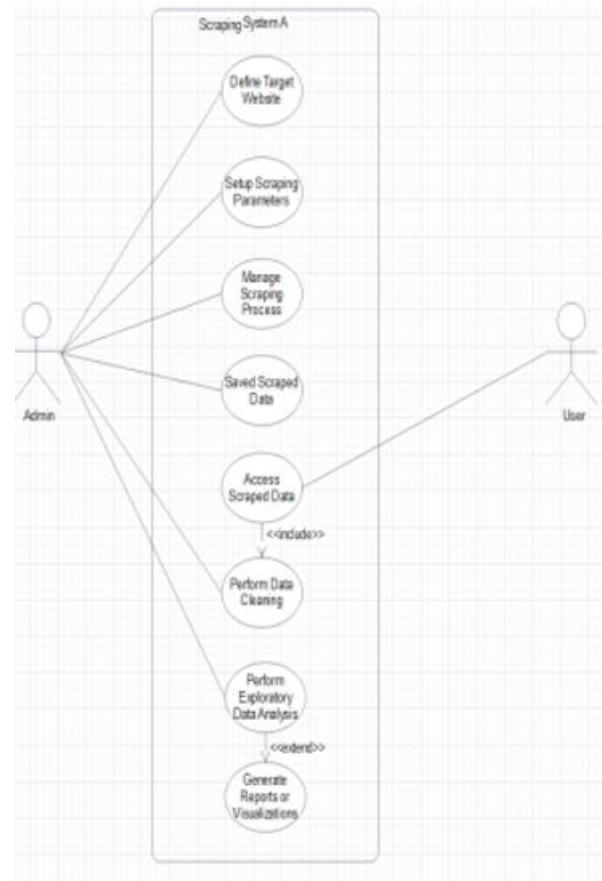


Fig-2 Use case Diagram

## II) CLASS DIAGRAM

In software engineering, a class diagram in the Unified Modeling Language (UML) is a type of static structure diagram that describes the structure of a system by showing the system's classes, their attributes, operations (or methods), and the relationships among the classes. It explains which class contains information.

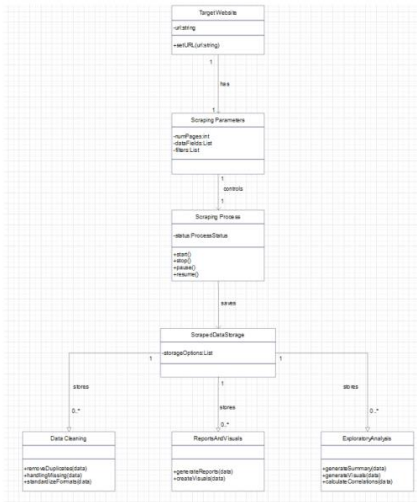


Fig-3 Class Diagram

### iii) SEQUENCE DIAGRAM

A sequence diagram in Unified Modeling Language (UML) is a kind of interaction diagram that shows how processes operate with one another and in what order. It is a construct of a Message Sequence Chart. Sequence diagrams are sometimes called event diagrams, event scenarios, and timing diagrams.

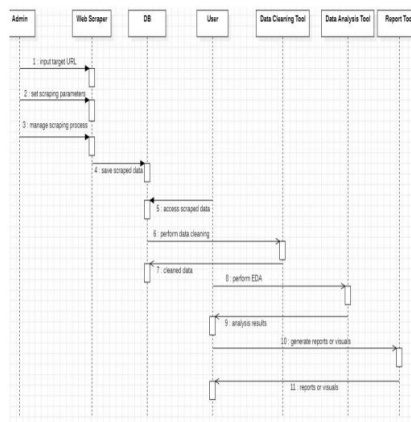


Fig-4 Sequence Diagram

### iv) ACTIVITY DIAGRAM

Activity diagrams are graphical representations of workflows of stepwise activities and actions with support for choice, iteration and concurrency. In the Unified Modeling Language, activity diagrams can be used to describe the business and operational step-by-step workflows of components in a system. An activity diagram shows the overall flow of control.

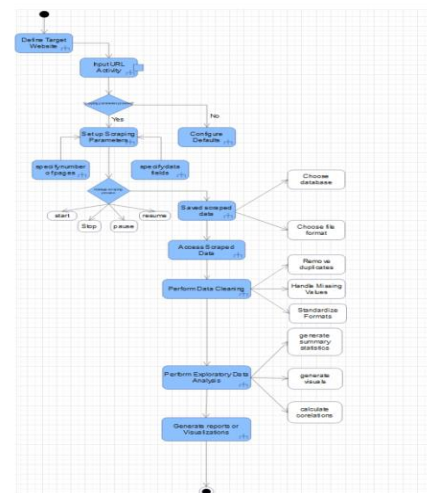
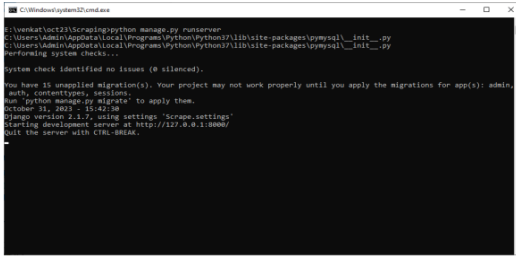


Fig-5 Activity Diagram

## 4. OUTPUT SCREENS

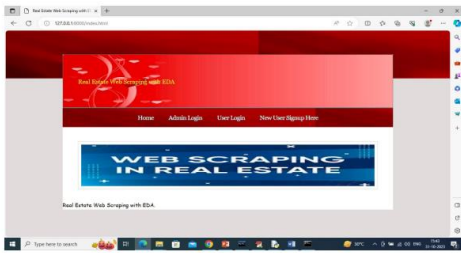
### Screen 1:

To run project copy content from DB.txt file and then paste in MYSQL console to create database and then double click on 'run.bat' file to start python server and get below page



In above screen python server started and now open browser and enter URL as <http://127.0.0.1:8000/index.html> and press enter key to get below page

### Screen 2:



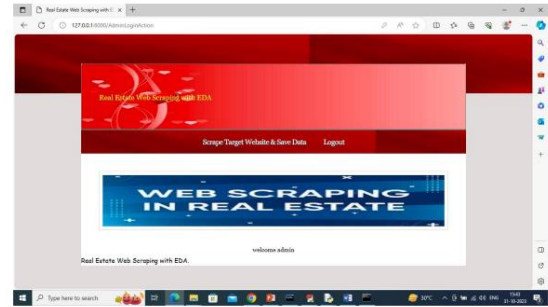
In above screen click on 'Admin Login' link to get below page

### Screen 3:



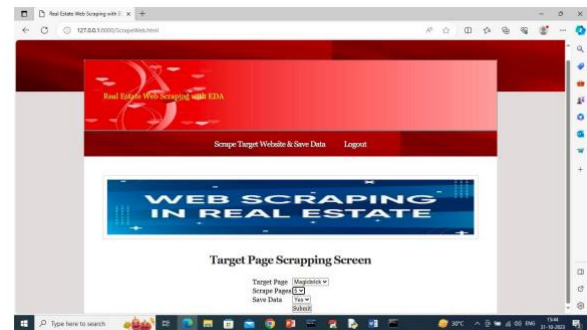
In above screen admin is login and after login will get below page

### Screen 4:



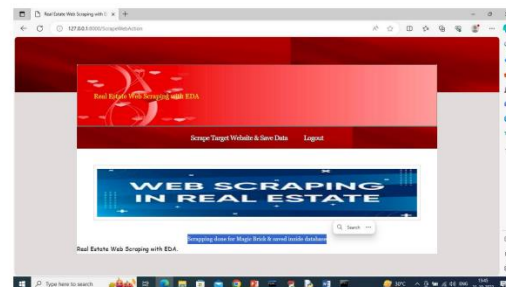
In above screen click on 'Scrape Target Website & Save Data' link to scrape the website and to save the scraped data after that we will get below page

### Screen 5:



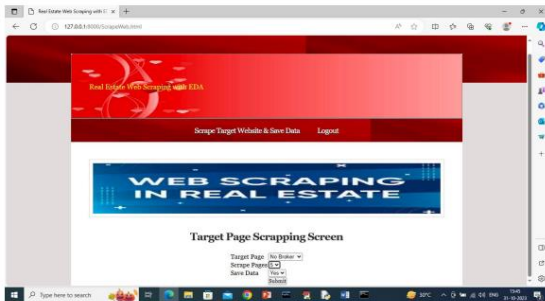
In above screen I selected website as Magic Brick and then selected number of pages with save option and then press button to get below output

### Screen 6:



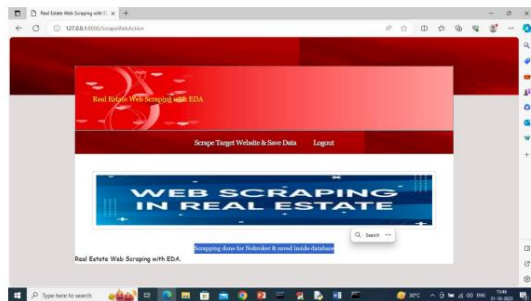
In above screen in blue colour text we can see scraped data issaved in database and similarly we can scrape for other website

### Screen 7:



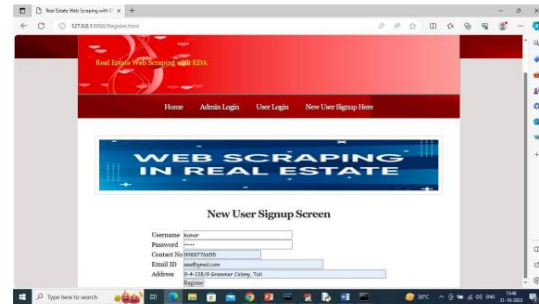
In above screen I selected website as NoBroker and then selected number of pages with save option and then press button to get below output

### Screen 8:



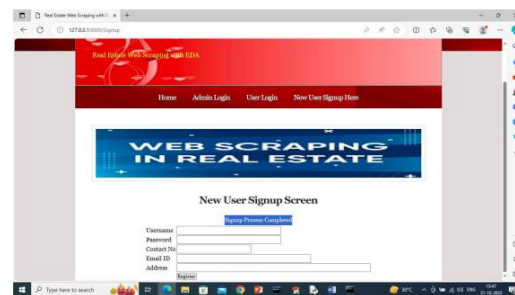
In above screen No Broker data is also saved in database and now logout and signup as new user so that user can access the scraped data.

### screen 9:



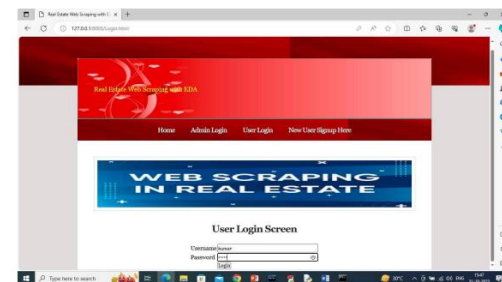
In above screen user is registering and after signup will get below page

### Screen 10:



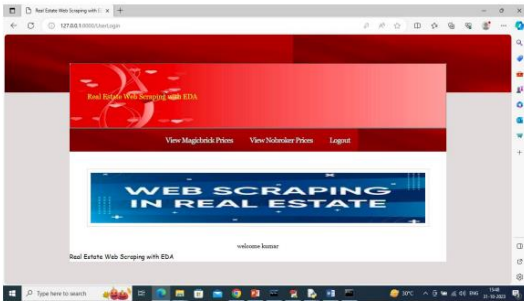
In above screen signup task completed and now click on 'User Login' link to get below page

### Screen 11:



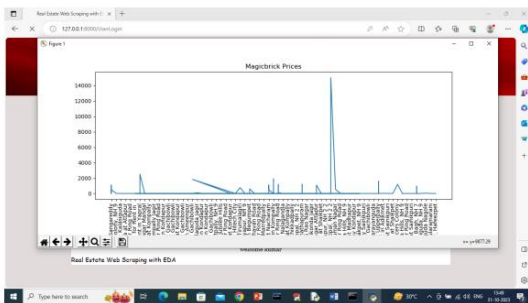
In above screen user login is successful and after login will get below page

**Screen 12:**



In above screen click on ‘View Magic Brick Prices’ link to view all scrape data and get below output

**Screen 13:**



In above graph x-axis represents property names and y-axis represents prices and now close above graph to view Magic Brick property details

**Screen 14:**

Owner Name	Property Title	Price	Property Details	Image
Owner: Mikhleshwar Chouhan	JBKK 3BHK Apartment for Rent in		As the liberal one floor over the picturesque landscape of Bangalore. It offers a magnificent opportunity that suits you enable the best of both worlds. An exquisite 3BHK flat for rent that enables elegance, comfort, and the essence of a perfect home. Property Specification: Location: Situated in the heart of Bangalore. It is a prime location with easy access to all amenities. The building is a modern structure with a spacious layout. This area furnished gets presents a beautiful blend of functionality and aesthetic appeal. As the step leads you are greeted by a spacious living area dining area, providing ample room for relaxation and entertainment. The master bedroom is a chef's delight, equipped with modern fittings and an attached walk-in wardrobe. The master bedroom has two more bedrooms, each offering a private retreat. One of the bedrooms comes with the attached bathroom. The balconies are thoughtfully designed with a blend of openness and balance with the interior. The flooring of the flat features elegant vitrified tiles, providing a touch of sophistication and ease of maintenance. Furthermore, the flat comes with a variety of amenities, including a private energy flow throughout the living spaces. This property is ideally positioned, with an easy driving connection, ensuring the convenience of the commuting. Don't miss this opportunity to own your own parking space.	Handmade, Dresser, Wardrobe, Carpet Area, 2 Bath, 2 Toilets, 2 Balconies, 2 Stairs

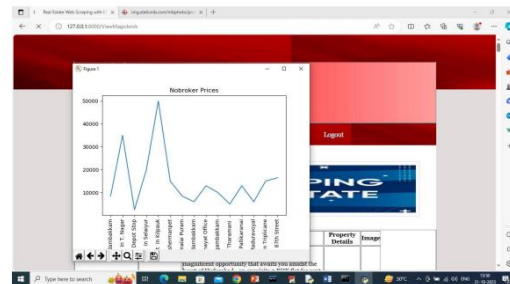
This shows the details along with the property title,owner name,property details with which we can easily view the property prices without visiting number of websites.

**Screen 15:**

Owner: Sudeep	JBKK 3BHK Apartment for Rent in Street Road near Convent at Suburban	well maintained flat with modular kitchen, 2 bedrooms with good windows, 2 bathroom water supply and with power, heat of the second floor, well maintained residential sector	Perfuming, Dresser, Wardrobe, Carpet Area, 2 Bath, 2 Toilets, 2 Balconies, 2 Stairs
Owner: Shivanee Kulkarni	JBKK 3BHK Apartment for Rent in Convent Road near St. Ann's Church at Suburban	2 covered car parking in Basement	Handmade, Dresser, Wardrobe, Carpet Area, 2 Bath, 2 Toilets, 2 Balconies, 2 Stairs

In above screen we can read property details from Magic Brick and now click on ‘View No Broker Prices’ link to get below page

**Screen 16:**



In above graph x-axis represents No broker property names and y-axis represents prices and now close above graph to get below page

**Screen 17:**



Owner Name	Property Title	Price	Property Details	Image
K.V. MOHANRAJ	1 BHK House for Rent In Madhavaram	10000	2023-01-25, Madhavaram, Chennai, 1 BHK House for Rent In Madhavaram, Chennai.	Image
Abhinav	1 BHK House for Rent In Pondicherry For Paper Work	2200	2023-01-24, Madhavaram Blue Pearl Strip, Chennai, 1 BHK House for Rent In Pondicherry For Paper Work, Karnataka Blue Pearl Strip, Chennai.	Image
Indranee	2 BHK Flat In The Perinths for Rent In Edappadi	20000	2023-01-24, Rajahmundry, Chennai, 2 BHK Flat In The Perinths for Rent In Edappadi, Chennai.	Image
Shobana	1 BHK Flat In The Perinths for Rent In Rajahmundry	9000	2023-01-24, Rajahmundry, Chennai, 1 BHK Flat In The Perinths for Rent In Rajahmundry, Chennai.	Image
Indranee	2 BHK Flat In Devi Park for Rent In Anna Nagar	12000	2023-01-24, Anna Nagar, Chennai, 2 BHK Flat In Devi Park for Rent In Anna Nagar, Chennai.	Image
Vivek Kumar	1 BHK House for Rent In Thiruvananthapuram	20000	2023-01-23, Thiruvananthapuram, Chennai, 1 BHK House for Rent In Thiruvananthapuram, Chennai.	Image
swaminathan N	1 BHK House for Rent In Madhavaram	6000	2023-01-23, Madhavaram, Chennai, 1 BHK House for Rent In Madhavaram, Chennai.	Image
sunand hahs	2 BHK House for Rent In 5th	10000	2023-01-23, 5th, Chennai, 2 BHK House for Rent In 5th, Chennai.	Image
Aravind	2 BHK Flat In Suburban	10000	2023-01-23, Suburban, Chennai, 2 BHK Flat In Suburban, Chennai.	Image
Vinoda	Apartment for Rent In Madhavaram	10000	2023-01-23, Madhavaram, Chennai, 2 BHK Flat In Apartment for Rent In Madhavaram, Chennai.	Image
Kishanraaj	1 BHK Flat In Apartment for Rent In Palayamkottai	12000	2023-01-23, Palayamkottai, Chennai, 1 BHK Flat In Apartment for Rent In Palayamkottai, Chennai.	Image

In above screen can see scrape data from NO Broker website. Similarly admin will scrape latest property details and then user will view those details

## 5. CONCLUSION

The "Real Estate Web Scraping with EDA" project represents a significant advancement in harnessing real estate data for more informed decision-making. By addressing the limitations of existing systems, our proposed solution offers a holistic approach to data collection, data cleaning, and exploratory data analysis. This innovative system leverages the strengths of web scraping while mitigating the challenges related to data quality, website structure changes, and legal compliance. Moreover, by integrating EDA, our project opens new avenues for comprehensive insights into real estate market trends, risk assessment, and property valuation. As the real estate industry increasingly relies on data-driven decision-making, our project promises to be a transformative tool, enhancing the way

real estate data is gathered, analyzed, and utilized for more strategic and informed choices in the dynamic real estate market

## 6. FUTURE ENHANCEMENT

Using natural language processing and sentiment analysis to extract and analyze the reviews and ratings of the properties, agents, and developers from various sources, such as social media, blogs, forums, and websites. This can help to understand the customer feedback, preferences, and satisfaction, and to identify the strengths and weaknesses of the real estate market. Web Scraping for Real Estate Data: Complete Guide.Using machine learning and predictive analytics to forecast the trends and patterns of the real estate market, such as the demand, supply, price, and profitability of the properties, based on the historical and current data. This can help to optimize the decision making and the investment strategies of the real estate stakeholders, and to identify the opportunities and risks of the market. 3 Predictions about Future of Web Scraping – ProWebScraper.Using geospatial analysis and visualization to map and compare the properties, locations, and neighborhoods based on various criteria, such as the amenities, facilities, accessibility, safety,





and livability. This can help to provide a comprehensive and interactive view of the real estate market, and to enhance the user experience and engagement of the web scraping platform. Real Estate Market, Web-Scraping and EDA using Python

## 7. REFERENCES

- [1] J. Ratcliffe, M. Stubbs, and M. Keeping, *Urban Planning and Real Estate Development*. Routledge, 2021.
- [2] J. S. Chou, D. B. Fleshman, and D. N. Truong, Comparison of machine learning models to provide preliminary forecasts of real estate prices, no. 0123456789. Springer Netherlands, 2022. [3] A. S. Ravikumar, *Real Estate Price Prediction Using Machine Learning*. 2017.
- [4] M. F. Lee, G. S. Chen, S. P. Lin, and W. J. Wang, “A Data Mining Study on House Price in Central Regions of Taiwan Using Education Categorical Data, Environmental Indicators, and House Features Data,” *Sustain.*, vol. 14, no. 11, 2022, doi: 10.3390/su14116433.
- [5] C. H. Cheng and M. C. Tsai, “An Intelligent Homogeneous Model Based on an Enhanced Weighted Kernel Self-Organizing Map for Forecasting House Prices,” *Land*, vol. 11, no. 8, 2022, doi: 10.3390/land11081138.
- [6] Y. Ahn and C. K. Uejio, “Modeling Air Conditioning Ownership and Availability,” *SSRN Electron. J.*, vol. 46, no. October, p. 101322, 2022, doi: 10.2139/ssrn.4211073.
- [7] M. Cekic, K. N. Korkmaz, H. Mukus, A. A. Hameed, A. Jamil, and F. Soleimani, “Artificial Intelligence Approach for Modeling House Price Prediction,” pp. 1–5, 2022, doi: 10.1109/icmi55296.2022.9873784.
- [8] D. Kulikauskas, “The user cost of housing in the Baltic states,” *J. Eur. Real Estate Res.*, vol. 10, no. 1, pp. 17–34, 2017, doi: 10.1108/JERER-11-2015-0042.
- [9] G. J. Rangel, J. W. J. Ng, T. T. Murugasu, and W. C. Poon, “Measuring Malaysian housing affordability: the lifetime income approach,” *Int. J. Hous. Mark. Anal.*, vol. 12, no. 5, pp. 966–984, 2019, doi: 10.1108/IJHMA-02-2019-0023.
- [10] L. Hu, S. He, and S. Su, “A novel approach to examining urban housing market segmentation: Comparing the dynamics between sales submarkets and rental submarkets,” *Comput. Environ. Urban Syst.*, vol. 94, no. January, p.



101775, 2022, doi: residential relocation behavior,” Cities, vol.  
10.1016/j.compenvurbsys.2022.101775. 125, no. May 2021, p. 103625, 2022, doi:

10.1016/j.cities.2022.103625.

[11] F. Xue and E. Yao, “Adopting a  
random forest approach to model household