



THE CONTROL OF BUILDING MOTION BY FRICTION DAMPERS

¹Thumma Naveen,²V.Shivanagendrababu

¹ PG scholar, Department of civil, ST.Mary's Group of institutions

² Assistant professor, Department of civil, ST.Mary's Group of institutions

ABSTRACT:

Extensive use of friction joints in new and retrofitted houses has tested the monetary advantages of this shape of tool to control the amplitude of building movement because of seismic motion. The paper addresses especially using friction devices alongside element inflexible structural frames, every metallic or concrete, for which 3 degrees of everyday ordinary regular common basic performance are diagnosed. Elastic commonplace behaviour under wind masses, slipping joints with an elastic frame at the same time as acted on thru the format earthquake, and slipping joints with a yielding frame underneath the motion of the acute earthquake that the building is capable of resisting. In the second degree, number one structural harm is averted while secondary harm is minimized. In the 1/3 degree the electricity dissipating capability of yielding humans is brought to that of the friction joints. Structures for which friction dampers are suitable and the choice of the slip loads and damper places are mentioned together with the superb control required for the artificial tool.

I INTRODUCTION

1.1 GENERAL

Seismic tremors are ordinary wonders, which reason the floor to shake. The global's internal is warmth and in a liquid u.S.. As the magma rises to the top, it cools and new land is common. The grounds so framed want to continuously maintain floating to permit new material to ground. As constant with the speculation of plate tectonics, the entire ground of the earth may be belief to resemble a few plates, usually progressing. These plates brush inside the path of every specific or crash at their limits imparting ascend to seismic tremors. Hence locales close to the plate limit are very seismic and areas sell from the bounds show hundreds lots much less seismicity. Tremors might

also moreover moreover likewise be due to specific sports activities activities, as an instance, underground blasts. The studies of why and wherein seismic tremors display up is going under topography.

1.2 DAMPERS

In seismic systems upgrading, one of the lateral strain reduce charge because of the earthquake is locate of dampers. During an earthquake, excessive strength is completed to the form. This electricity is executed in varieties of kinetic and functionality (pressure) to shape and it is absorbed or amortized. If form is free of damping, its vibration is probably constantly, however because of the fabric damping, vibration is decreased. Input electricity as a result of



earthquake to form is supplied inside the following equation:

$$E = E_k + E_s + E_n + E_d \quad (1)$$

In this equation, E is earthquake input strength, E_k is kinetic energy, E_s is reversible stress strength within the elastic range and E_h is the amount of wasted power due to inelastic deformation and E_d is the quantity of amortized power thru more damper.

ADVANTAGES:

New US residential building codes require everlasting get right of entry to to dampers thru ceiling get proper of entry to panels.

Zone dampers aren't a hundred% reliable. The motor-to-open/motor-to-closed style of electrically operated vicinity dampers are not "fail cozy" (this is, they do now not fail to the open situation). However, region dampers which may be of the "Normally Open" kind are fail-secure, in that they may fail to the open state of affairs.

II LITERATURE REVIEW

Shaik Kamal Mohammed Azam, Vinod Hosur

The double auxiliary framework comprising of extraordinary minute opposing factor (SMRF) and sturdy shear divider has better seismic execution because of superior horizontal solidness and parallel fantastic. A very masses planned affiliation of shear dividers in a building outline enhances its seismic execution essentially. The designs of RC minute opposing restricted building shape with various publications of motion of shear dividers are considered for assessment

of seismic execution, to touch base at the extremely good plan of shear divider in the fundamental encircling framework for higher seismic opposition. An examination of auxiliary behavior as a long way as top notch, firmness and damping attributes is completed with the useful resource of masterminding shear dividers at numerous regions/designs in the crucial surrounding framework. The flexible (response variety exam) and moreover in-bendy (nonlinear static sucker studies) investigations are completed for the evaluation of seismic execution. The results of the research show that the association of shear dividers symmetrically inside the furthest minute opposing edges of the constructing and preferably interconnected in usually contrary strategies framing a center will activate higher seismic execution.

Abhijeet Baikerikar, Kanchan Kanagali

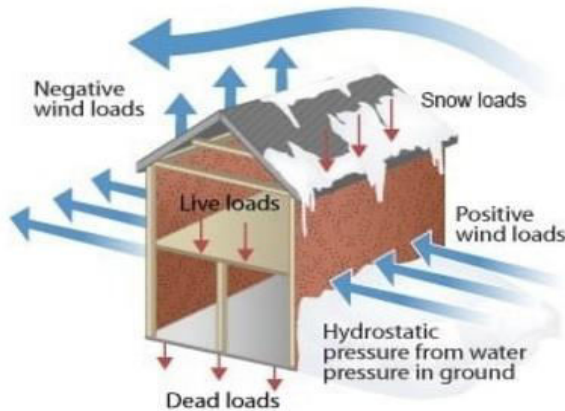
From the antiquated time we recognize tremor is a catastrophe inflicting occasion. Late days structures are winding up an increasing number of skinny and in addition helpless to influence and henceforth risky within the seismic tremor. Analysts and architects have labored out within the past to make the structures as seismic tremor secure. After numerous pragmatic examinations it has showed that utilization of horizontal load opposing frameworks in the building arrangement has colossally advanced the execution of the shape in quake. In introduce check out we've got had been given have been given accomplished rectangular framework of 20m in the path of every route of 5m proper away in the route of every path, programming finished is ETABS nine.7.Zero, the paintings has been completed for the brilliant times the use of

shear divider and bracings for the diverse statures, wonderful tallness considered for the triumphing exam is 75m. The showing is completed to study the impact of numerous instances alongside severa statures on seismic parameters like base shear, sidelong relocations and horizontal floats. The exam has been finished for the Zone V and a notable variety of soils as determined in IS 1893-2002. Watchwords: Bare Frame, Bracings, Shear Walls, Lateral Load Resisting Systems, Response Spectrum Method, Lateral Displacements, Drifts, Time Period, Base Shear, Seismic Zone, Soft soil.

III RESEARCH METHODOLOGY

TYPES OF ANALYSIS ON STRUCTURE LOADS ON THE STRUCTURE

The varieties of burdens following up on systems for systems and one-of-a-kind systems can be extensively delegated vertical burdens, degree burdens and longitudinal burdens. The vertical burdens include of vain hundreds, live load and effect stack. The flat hundreds includes wind load and quake stack. The longitudinal burdens i.E. Tractive and braking powers are considered in amazing instance of outline of scaffolds, gantry permits and so forth.



3.2 Types of loads on structures

In a advent of constructing critical factors considered are protection and economic system. If the hundreds are adjusted and brought higher then economic system is affected. If monetary gadget is taken into consideration and hundreds are taken lesser then the protection is compromised.

3.2.3 Wind loads

Wind load is commonly horizontal load due to the movement of air relative to earth. Wind load is needed to be taken into consideration in structural layout specially even as the heath of the building exceeds times the size transverse to the uncovered wind ground.

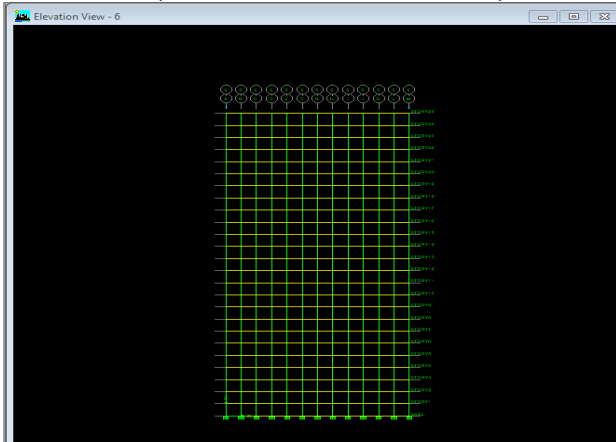
MODELING DETAILS

In the triumphing take a look at, assessment of G+20 multi-story constructing in maximum severs region for wind and earth quake forces is completed. Three-D model is ready for G+20 multi-tale building is in ETABS. Building has an regular duration of Basic parameters taken into consideration for the assessment are

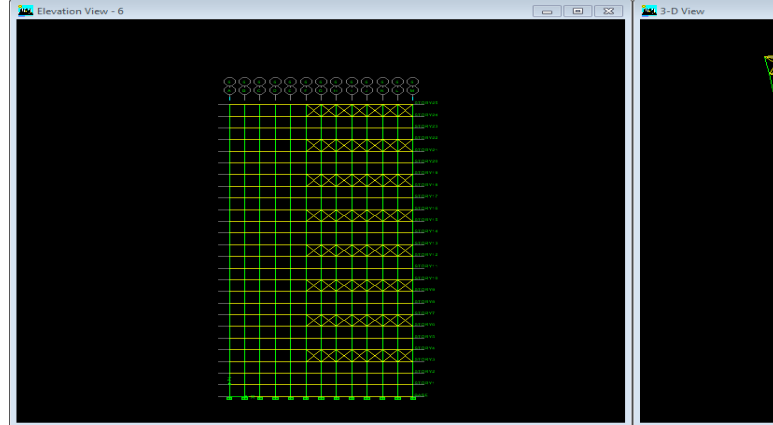
1. Utility of building : Residential building
2. Number of stories : G+10
3. Shape of building : Rectangular
4. Type of walls : Brick wall
5. Geometric details
 - a. Ground floor : 3.3m
 - b. floor to floor height : 3m
6. Material details

- a. Concrete Grade : M30 (COLUMNS AND BEAMS)
 - b. All Steel Grades : HYSD reinforcement of Grade Fe415
 - c. Bearing Capacity of Soil : 200 KN/m²
7. Type Of Construction : R.C.C FRAMED structure
 8. Column : 0.6m X 0.6m
 9. Beams : 0.4m X 0.6m
 10. Slab : 0.150m
 11. Special considerations
 - Shear wall : Thickness 150mm

**MODELLING IN ETABS
MODEL 1 (GENERAL BUILDING)**



MODEL 2



3. STORY SHEAR

Story	Load	Loc	P	VX	VY
STORY25	DEAD	Top	8702.55	-120	-120
STORY25	LIVE	Top	2565	0	0
STORY25	FF	Top	855	0	0
STORY25	ML	Top	6373.83	0	0
STORY25	EQX	Top	0	-1934.74	0
STORY25	EQZ	Top	0	0	-182
STORY24	DEAD	Top	20156.26	-240	-240
STORY24	LIVE	Top	5130	0	0
STORY24	FF	Top	1710	0	0
STORY24	ML	Top	15498.82	0	0
STORY24	EQX	Top	0	-3939.22	0
STORY24	EQZ	Top	0	0	-371
STORY23	DEAD	Top	31609.97	-360	-360
STORY23	LIVE	Top	7695	0	0
STORY23	FF	Top	2565	0	0



International Journal For Advanced Research In Science & Technology

A peer reviewed international journal

www.ijarst.in

IJARST

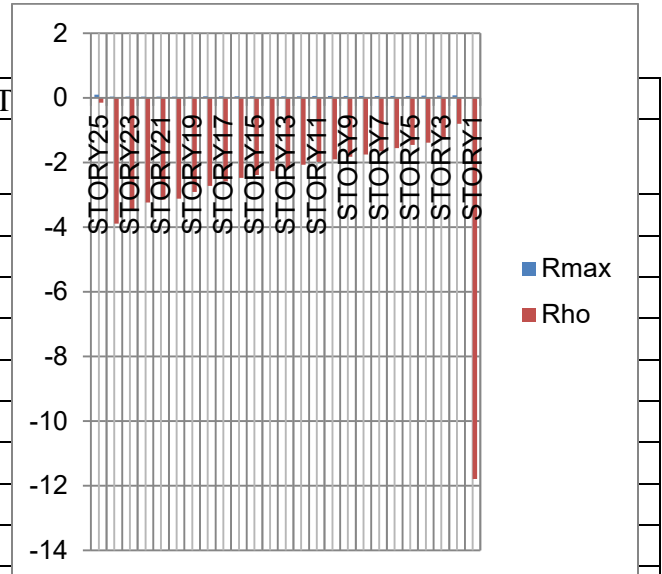
ISSN: 2457-0362

					36247.5	104																																										
STORY23	ML	Top	24623.81	0																																												
STORY23	EQX	Top	0	-5849.9																																												
STORY23	EQZ	Top	0	0																																												
STORY22	DEAD	Top	43063.68	-480																																												
STORY22	LIVE	Top	10260	0																																												
STORY22	FF	Top	3420	0																																												
STORY22	ML	Top	33748.8	0																																												
STORY22	EQX	Top	0	-7670.77	4. SUPPORT REACTIONS <table border="1"> <thead> <tr> <th>Story</th> <th>Point</th> <th>Load</th> <th>FX</th> <th>FY</th> <th>FZ</th> </tr> </thead> <tbody> <tr> <td>BASE</td> <td>1</td> <td>DEAD</td> <td>25.36</td> <td>-21.54</td> <td>1479.15</td> </tr> <tr> <td>BASE</td> <td>1</td> <td>LIVE</td> <td>0.5</td> <td>0.47</td> <td>333.61</td> </tr> <tr> <td>BASE</td> <td>1</td> <td>FF</td> <td>7820.17</td> <td>7832.76</td> <td>111.2</td> </tr> <tr> <td>BASE</td> <td>1</td> <td>ML</td> <td>1.84</td> <td>1.6</td> <td>1631.12</td> </tr> <tr> <td>BASE</td> <td>1</td> <td>EQX</td> <td>-246.74</td> <td>1.76</td> <td>1773.08</td> </tr> <tr> <td>BASE</td> <td>1</td> <td>EQZ</td> <td>-7.33</td> <td>-235.53</td> <td>1466.61</td> </tr> </tbody> </table>		Story	Point	Load	FX	FY	FZ	BASE	1	DEAD	25.36	-21.54	1479.15	BASE	1	LIVE	0.5	0.47	333.61	BASE	1	FF	7820.17	7832.76	111.2	BASE	1	ML	1.84	1.6	1631.12	BASE	1	EQX	-246.74	1.76	1773.08	BASE	1	EQZ	-7.33	-235.53	1466.61
Story	Point	Load	FX	FY	FZ																																											
BASE	1	DEAD	25.36	-21.54	1479.15																																											
BASE	1	LIVE	0.5	0.47	333.61																																											
BASE	1	FF	7820.17	7832.76	111.2																																											
BASE	1	ML	1.84	1.6	1631.12																																											
BASE	1	EQX	-246.74	1.76	1773.08																																											
BASE	1	EQZ	-7.33	-235.53	1466.61																																											
STORY22	EQZ	Top	0	0																																												
STORY21	DEAD	Top	54517.39	-600																																												
STORY21	LIVE	Top	12825	0																																												
STORY21	FF	Top	4275	0																																												
STORY21	ML	Top	42873.79	0																																												
STORY21	EQX	Top	0	-9405.8																																												
STORY21	EQZ	Top	0	0																																												
STORY20	DEAD	Top	65971.09	-720																																												
STORY20	LIVE	Top	15390	0																																												
STORY20	FF	Top	5130	0																																												
STORY20	ML	Top	51998.77	0																																												
STORY20	EQX	Top	0	-11059.																																												
STORY20	EQZ	Top	0	0																																												



5. SPL SEISMIC Rho FACTOR

Story	FloorArea	Rmax	Rho	CaseT
STORY25	855	0.097	-0.147	Load
STORY24	855	0.035	-3.891	Load
STORY23	855	0.038	-3.444	Load
STORY22	855	0.04	-3.236	Load
STORY21	855	0.04	-3.154	Load
STORY20	855	0.041	-3.117	Load
STORY19	855	0.042	-2.913	Load
STORY18	855	0.044	-2.723	Load
STORY17	855	0.045	-2.582	Load
STORY16	855	0.047	-2.473	Load
STORY15	855	0.048	-2.385	Load
STORY14	855	0.049	-2.273	Load
STORY13	855	0.05	-2.168	Load
STORY12	855	0.051	-2.072	Load
STORY11	855	0.052	-1.984	Load
STORY10	855	0.053	-1.902	Load
STORY9	855	0.054	-1.825	Load
STORY8	855	0.056	-1.755	Load
STORY7	855	0.057	-1.655	Load
STORY6	855	0.059	-1.552	Load
STORY5	855	0.06	-1.461	Load
STORY4	855	0.062	-1.384	Load
STORY3	855	0.064	-1.277	Load
STORY2	855	0.074	-0.805	Load
STORY1	855	0.015	-11.794	Load



Story	EQZ	Beam	Load	Brace	Loc	DI28	V2
STORY25	B1Y	DEAD	2.85	D130	0	5.41	
STORY24	B1Y	LIVE	2.85	D130	0	0.18	
STORY23	B1Y	FF	2.85	D130	0	0.06	
STORY22	B1Y	ML	2.85	D130	0	11.28	
STORY21	B1Y	EQX	2.85	D130	0	6.73	
STORY20	B1Y	EQZ	2.85	D130	0	17.01	
STORY19	B1Y	DEAD	2.85	D132	0	1.6	
STORY18	B1Y	LIVE	2.85	D132	0	-1.43	
STORY17	B1Y	FF	2.85	D132	0	-0.48	
STORY16	B1Y	ML	2.85	D132	0	8.56	
STORY15	B1Y	EQX	2.85	D134	0	9.14	
STORY14	B1Y	EQZ	2.85	D136	0	31.05	
STORY13	B1	DEAD	2.85	0	0	2.62	
STORY12	B1	LIVE	2.85	0	0	-1.13	
STORY11	B1	FF	2.85	0	0	-0.38	
STORY10	B1	ML	2.85	0	0	9.07	
STORY9	B1	EQX	2.85	0	0	7.11	
STORY8	B1	EQZ	2.85	0	0	34.79	
STORY7	B1	DEAD	2.85	0	0	2.83	
STORY6	B1	LIVE	2.85	0	0	-1.14	
STORY5	B1	FF	2.85	0	0	-0.38	



International Journal For Advanced Research In Science & Technology

A peer reviewed international journal

www.ijarst.in

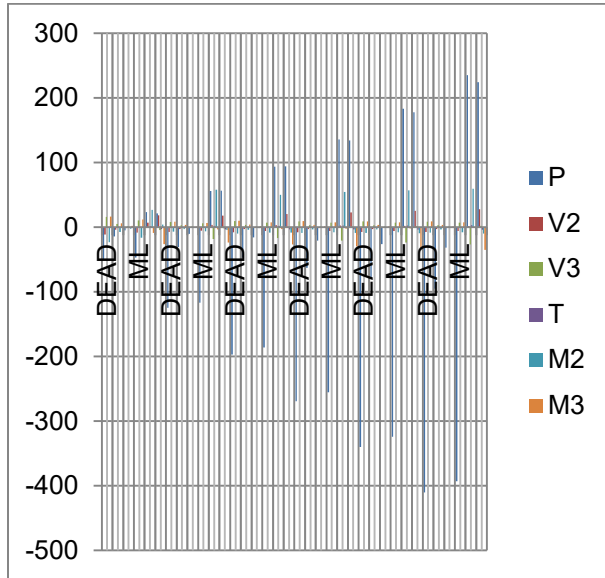
IJARST

ISSN: 2457-0362

STORY22	B1	ML	2.85	0	STORY230	C1	-0.022	0	2.7	-15506	-1.03	1.0	
STORY22	B1	EQX	2.85	0	5.89	0	-1.069	0		-7.423			
STORY22	B1	EQZ	2.85	0	39.35	230	1.763	0	2.7	186.09	-6.21	6.9	
STORY21	B1	DEAD	2.85	0	3.26	0	0.111	0		8.29			
STORY21	B1	LIVE	2.85	0	-1.08	230	0.035	0	2.7	93.46	3.15	16	
STORY21	B1	FF	2.85	0	0.36	0	0.012	0		4.321			
STORY21	B1	ML	2.85	0	9.14	230	-0.022	0	2.7	93.81	20.43	-0.	
STORY21	B1	EQX	2.85	0	4.8	20	-1.173	0	2.7	26.038	-7.76	9	
STORY21	B1	EQZ	2.85	0	43.97	0	1.867	0		-54.475			
STORY20	B1	DEAD	2.85	0	STORY220	C1	0.1	LIVE	0	2.7	-63708	-3.01	3.1
STORY20	B1	LIVE	2.85	0	STORY220	C1	0.035	FF	0	2.7	-21241	-1	1.0
STORY20	B1	FF	2.85	0	-0.34	0	0.012	0		-1.414			
STORY20	B1	ML	2.85	0	9.22	20	-0.021	0	2.7	235.17	-6.07	6.7	
STORY20	B1	EQX	2.85	0	3.85	0	-1.272	0		-4.824			
STORY20	B1	EQZ	2.85	0	48.5	20	1.969	0	2.7	135.75	2.51	20	

7. COLUMNS FORCES

Story	Column	Load	Loc	P	V2	V3	T	M2	M3				
STORY22	C1	EQZ	2.7							134.24	22.9	0.6	
STORY25	C1	DEAD	2.7	-50.51	11.55	15.91	0.064	23.143	16.19	-	340.06	-7.57	8.8
STORY25	C1	LIVE	2.7	-14.46	-4.21	4.85	0.001	-7.573	5.91	-	-78.98	-2.99	3.1
STORY25	C1	FF	2.7	-4.82	-1.4	1.02	0	-2.524	1.97	-	-26.33	-1	1.0
STORY25	C1	ML	2.7	-47.26	-8.45	10.48	0.004	16.308	11.848	-	324.09	-6.05	6.7
STORY25	C1	EQX	2.7	23.46	6.67	0.09	1.597	26.756	-8.72	-			
STORY25	C1	EQZ	2.7	21.29	18.1	-4.52	3.079	3.715	26.375	-	182.95	1.97	23
STORY24	C1	DEAD	2.7	124.68	-7.49	8.09	0.062	-6.728	8.411	-	177.71	25.32	1.4
STORY24	C1	LIVE	2.7	-30.91	-2.85	2.87	0.001	-3.161	3.251	-	410.07	-7.31	8.5
STORY24	C1	FF	2.7	-10.3	-0.95	0.96	0	-1.054	1.084	-	-94.81	-2.95	3.0
STORY24	C1	ML	2.7	-117	-5.72	6.14	0.002	-6.711	6.537	-	-31.6	-0.98	1.0
STORY24	C1	EQX	2.7	55.97	3.65	-18.5	1.85	57.728	-3.382	-			
STORY24	C1	EQZ	2.7	56.41	18.01	-2.25	3.286	-4.605	23.692	-	392.84	-6	6.6
STORY23	C1	DEAD	2.7	197.17	-8.11	9.53	0.061	10.014	-9.735	-	235.05	1.47	26
STORY23	C1	LIVE	2.7	-46.98	-3.08	3.21	0.001	-3.87	3.732	-	224.34	27.7	2.0



V CONCLUSIONS

- ✚ The go together with the go together with the float values within the X and Y route suggests higher values of the form without dampers, the displacement of story with dampers changed into decreased, it shows that the structure with dampers may be used for excessive upward thrust homes within the immoderate seismic region.
- ✚ Lateral displacements because of earthquake forces reduce via presenting friction dampers.
- ✚ Storey go along with the waft moreover reduces due to this shear resistance of the building will growth.
- ✚ Base shear of the building will growth with the useful resource of imparting friction dampers.
- ✚ The effectiveness of friction dampers in controlling lateral displacements storey drifts because

of earthquake stress is decided in response spectrum evaluation.

- ✚ From above results it's far smooth that via together with friction dampers in a constructing reaction of a structure get reduced through high-quality quantity.

- ✚ The consequences of this studies display that, the response of shape may be dramatically reduced via the use of friction damper with out growing the stiffness of the form.

- ✚ Friction dampers are precise in stopping the wind forces, for its friction fabric, whilst fantastic dampers are appropriate in stylish for earthquake forces handiest.

- ✚ The overall performance of friction damper gadgets is a whole lot better for the tall houses with narrow layout.

- ✚ From the above tables it is obtrusive that when the tale top goes on developing the Base Shear will increase and moreover on the same time as we provide Friction Dampers, the Base Shear will boom.

REFERANCES

- 1) Shaik Kamal Mohammed Azam, Vinod Hosur, "Seismic Performance Evaluation of Multistoried RC Framed Buildings with Shear Wall", International Journal of Scientific & Engineering Research, Volume 4, Issue 1, January 2013.
- 2) C.V.R Murthy, Rupen Goswami, A.R.Vijaynarayanan, Vipul V. Mehta,



- “Some Concepts in Earthquake Behaviour of Buildings”, Gujrat State Disaster Management Authority, Government of Gujrat.
- 3) Pankaj Agarwal and Manish Shrikhande, “Earthquake Resistant Design of Structures” (PHI Learning Private Limited, New Delhi, India).
 - 4) Dr. Vinod Hosur, “Earthquake Resistant Design of Building Structures” (Wiley India Pvt. Ltd, New Delhi, India).
 - 5) Bryan Stafford Smith, Alex Coull, “Tall Building Structures Analysis and Design” (John Wiley and Sons, Inc).
 - 6) ASCE (1982). “State-of-the-Art Report on Finite Element Analysis of Reinforced Concrete”, ASCE Special Publication, New York, N.Y., U.S.A. 3. Can Balkaya and Schnobrich W.C (1993) “Nonlinear 3D Behavior of Shear-Wall Dominant RC Building Structures”, Journal of Structural Engineering and Mechanics. Vol 1: No.1, pp 1-16.
 - 7) P.P.Chandurkar, Dr.P.S.Pajgade, “Seismic analysis of RCC Building with and without shear wall”. IJMER, Vol.3, Issue 3, May-june 2013, pp-1805-1810, 2013.